


**HAND TOOLS**

**PRY BARS/HAMMERS**



OTC

**PRY BARS**

STOCK#	LENGTH (IN.)	DIAM (IN.)
OTC		
O 7166	18	5/8 (ROUND)
O 7167	24	3/4 (ROUND)
O 7168	30	7/8 (ROUND)
O 7420	46	7/8 (ROUND)
O 7421	54	1 (ROUND)

**PROTO**

STOCK#	LENGTH (IN.)	DIAM (IN.)
P 2116 *	16	1/2 (ROUND)
P 2120 *	18	5/8 (ROUND)
P 2124 *	24	3/4 (ROUND)
P 2125 *	30	7/8 (ROUND)

\* - EXTRA SHARP TAPER POINT



OTC

**ROLLING HEAD PRY BARS**

STOCK#	LENGTH (IN.)	DIAM (IN.)
OTC		
O 7162	6	3/8 (ROUND)
O 7163	12	7/16 (ROUND)
O 7164	16	9/16 (ROUND)
O 7165	18	3/4 (ROUND)

**PROTO**


STOCK#	LENGTH (IN.)	DIAM (IN.)
P 2126 *	12	1/2 (ROUND)
P 2130 *	16	5/8 (ROUND)

\* - EXTRA SHARP TAPER POINT



**PRY BAR SET**

STOCK#	CONTENTS
O 7171	O 7163, O 7165 & O 7167 (12" & 18" ROLLING HEAD, & 24" JIMMY BAR)



OTC

**HANDLE PRY BARS**

STOCK#	LENGTH (IN.)	DIAM (IN.)
O 7681	12	7/16 (SQUARE)
O 7682	18	7/16 (SQUARE)
O 7683	24	1/2 (SQUARE)
O 7684	32	1/2 (SQUARE)
O 7685	SET OF ALL 4 ABOVE	



**SOFT FACE HAMMERS (HICKORY HANDLE)**

STOCK#	SIZE (OZ)	LENGTH	FIXED TIPS
S 57-594	8	12"	TOUGH PLASTIC
S 57-595	16	13 1/2"	TOUGH PLASTIC



**RUBBER MALLETS (HICKORY HANDLE)**

STOCK#	SIZE (OZ)	LENGTH	HEAD	HEAD DIAM
S 57-522	18	13 3/4"	RUBBER	2 3/8"
P 1368	37	16 3/4"	NEOPRENE	2 5/8"



**SLEDGE HAMMERS (FIBERGLASS HANDLE)**

STOCK#	SIZE (LBS)	LENGTH	HEAD DIAM	HANDLE
P 1433G	2 1/2	14"	1 11/16"	CUSHION GRIP
P 1434G	3	14"	1 7/8"	CUSHION GRIP
P 1435G	4	14"	2"	CUSHION GRIP
P 1436G	6	32"	2 1/4"	SMOOTH GRIP
P 1437G	8	32"	2 3/8"	SMOOTH GRIP
P 1438G	10	32"	2 1/2"	SMOOTH GRIP
P 1439G	12	32"	2 3/4"	SMOOTH GRIP



**SOFT FACE DEAD BLOW HAMMERS (STEEL REINFORCED HANDLE)**

STOCK#	SIZE (OZ)	LENGTH	HEAD DIAM
S 57-530	10	10"	1 1/4"
S 57-540	18	10"	1"
S 57-541	18	10 1/2"	1 1/4"
S 57-542	18	12"	1 1/2"
S 57-531	18	11"	1 3/4"
S 57-543	18	13"	1 3/4"
S 57-532	21	12 3/4"	2"
S 57-533	42	14"	2 1/2"
S 57-534	52	16"	2 3/4"



**SOFT FACE HAMMERS (FIBERGLASS HANDLE)**

STOCK#	SIZE (OZ)	LENGTH	HEAD DIAM	SCREW ON TIPS
P 1360	13	12 1/8"	1 3/16"	1 MEDIUM & 1 TOUGH
P 1362	17	12 1/8"	1 11/32"	1 MEDIUM & 1 TOUGH
P 1364	33	13 1/8"	1 11/16"	1 MEDIUM & 1 TOUGH



**TWO-WAY HAMMER (HICKORY HANDLE)**

STOCK#	SIZE (LBS)	LENGTH	HEAD	HEAD DIAM
P 1448A	2.5	16 7/8"	STEEL & RUBBER	1 1/2 & 2 1/16"



**BALL PEIN HAMMERS (FIBERGLASS HANDLE)**

STOCK#	SIZE (OZ)	LENGTH
P 1312PGD	12	12 1/16"
P 1316PGD	16	13"
P 1324PGD	24	14 3/16"
P 1332PGD	32	15 1/4"



**SLEDGE HEAD SOFT FACE DEAD BLOW HAMMERS (STEEL REINFORCED HANDLE)**

STOCK#	SIZE (LBS)	LENGTH	HEAD DIAM
S 57-550	5	19 5/8"	2.5"
S 57-551	8	29 7/8"	2.6"
S 57-552	10 1/2	30"	3"
S 57-554	11 1/2	36"	3"



**BRASS HAMMERS (FIBERGLASS HANDLE)**

STOCK#	SIZE (LBS)	LENGTH	HEAD DIAM
P 1430G	1.5	12"	1 1/2"
P 1432G	2.6	12"	1 3/4"
P 1431G	3.8	12"	2"



**STEEL FACE DEAD BLOW HAMMERS (STEEL REINFORCED HANDLE)**

STOCK#	SIZE (OZ)	LENGTH	HEAD DIAM
S 54-508	8	10 3/4"	1"
S 54-512	12	11 3/4"	1 1/8"
S 54-516	16	12 3/4"	1 1/4"
S 54-524	24	13 1/4"	1 1/2"
S 54-532	32	14"	1 11/16"

S 56-532 \* 32 10 7/16" SMALL - 1 9/32" LARGE - 1 11/16"

\* - ENGINEER'S HAMMER W/ 2 FLAT HEADS



**DEAD BLOW HAMMERS (FIBERGLASS HANDLE)**

STOCK#	SIZE (LBS)	LENGTH	HEAD DIAM
P 1429DB	1	12"	1 5/8"
P 1430DB	2	12 3/4"	2"
P 1432DB	3	14"	2 7/16"
P 1431DB	4	14 3/8"	2 5/8"



**PROTO**

**DRIVE PIN PUNCHES  
(2 PIECE DESIGN)**

STOCK#	TIP SIZE	SHAFT SIZE	LENGTH
P 471/4X1/16	3/64"	1/4"	4 3/8"
P 471/4X3/32	5/64"	1/4"	4 13/16"
P 475/16X1/8	7/64"	5/16"	5 1/4"
P 475/16X5/32	5/32"	5/16"	5 9/16"
P 473/8X3/16	11/64"	3/8"	5 7/8"
P 477/16X7/32	13/64"	7/16"	6 3/8"
P 471/2X1/4	15/64"	1/2"	6 3/4"



**PROTO**

**SUPER DUTY  
DRIVE PIN PUNCHES  
(1 PIECE DESIGN)**

STOCK#	TIP SIZE	SHAFT SIZE	LENGTH
P 48116	1/16"	1/4"	4/18"
P 48332	3/32"	1/4"	4/12"
P 48018	1/8"	5/16"	4 3/4"
P 48532	5/32"	5/16"	5"
P 48316	3/16"	3/8"	5 1/4"
P 48732	7/32"	7/16"	5 1/2"
P 48014	1/4"	7/16"	4 1/8"
P 48516	5/16"	1/2"	6 1/4"
P 48038	3/8"	5/8"	6 1/2"



**LONG ALIGNING  
PUNCH**

**PROTO**


STOCK#	TIP SIZE	SHAFT SIZE	LENGTH
P 155/8	3/16"	19/32"	16"



**CAPE  
CHISELS**

**PROTO**

STOCK#	TIP SIZE	SHAFT SIZE	LENGTH
P 721/4	11/64"	1/4"	4 5/8"
P 725/16	13/64"	5/16"	5 1/8"
P 723/8	17/64"	3/8"	5 1/2"



**PUNCH & CHISEL  
SETS**

O 4600

STOCK#	PCS	PUNCHES	CHISELS
P 3	5 PC	1 CENTER (3/8") 2 DRIVE(1/8 & 3/16") 1 STARTING (1/8")	1 COLD (5/8")
P 2	12 PC	1 CENTER (3/8") 3 DRIVE (5/64 - 11/64") 3 STARTING (1/16 - 3/16")	3 COLD (5/16 - 1/2") 1 CAPE (13/64") 1 DIAMOND PT (3/16")
P 46	26 PC	2 CENTER (3/8 & 1/2") 1 PRICK (5/16") 6 DRIVE (5/64 - 15/64") 5 STARTING (3/32 - 1/4") 3 DRIFT (1/8 - 1/4")	9 COLD (1/4 - 13/16")
O 4600 *	16 PC	2 CENTER (1/8" & 3/16") 5 PIN (3/32" - 1/4") 5 TAPER (3/32" - 1/4")	3 COLD (3/8" - 5/8") WITH GAUGE

\* - IN MOLDED TRAY



**PROTO**

**SUPER DUTY  
ROLL PIN PUNCHES  
(1 PIECE DESIGN)**

STOCK#	TIP SIZE	SHAFT SIZE	LENGTH
P 49116	1/16"	1/4"	3 3/4"
P 49332	3/32"	1/4"	4 1/4"
P 49018	1/8"	5/16"	4 3/4"
P 49532	5/32"	5/16"	5 1/4"
P 49316	3/16"	3/8"	5 7/16"
P 49732	7/32"	3/8"	7 1/2"
P 49014	1/4"	7/16"	6 7/16"
P 49038	3/8"	1/2"	7 1/2"
P 49012	1/2"	5/8"	7 1/2"



**PROTO**

**STARTING  
PUNCHES**

STOCK#	TIP SIZE	SHAFT SIZE	LENGTH
P 503/16	1/16"	3/16"	4 1/8"
P 501/4	3/32"	1/4"	4 1/8"
P 505/16	1/8"	5/16"	5 1/8"
P 503/8	3/16"	3/8"	5 5/8"
P 507/16	7/32"	7/16"	6"
P 501/2	1/4"	1/2"	6 1/2"



**PROTO**

**DRIFT  
PUNCHES**

STOCK#	TIP SIZE	SHAFT SIZE	LENGTH
P 961/4	3/32"	1/4"	10 1/8"
P 965/16	1/8"	5/16"	10 1/8"
P 963/8	3/16"	3/8"	10 1/8"
P 967/16	7/32"	7/16"	10 1/8"
P 961/2	1/4"	1/2"	10 1/8"
P 965/8	5/16"	19/32"	10 1/8"
P 963/4	3/8"	23/32"	10 1/8"



**PROTO**

**COLD  
CHISELS**

STOCK#	TIP SIZE	SHAFT SIZE	LENGTH
P 86A3/16	1/4"	3/16"	5"
P 86A1/4	5/16"	1/4"	5 1/8"
P 86A5/16	3/8"	5/38"	6 3/4"
P 86A3/8	7/16"	3/8"	5 9/16"
P 86A7/16	1/2"	7/16"	6"
P 86A1/2	5/8"	1/2"	6 3/4"
P 86A5/8	3/4"	19/32"	6 7/8"
P 86A3/4X8	7/8"	23/32"	8"
P 86A3/4X12	7/8"	23/32"	12"
P 86A7/8X8	1"	13/16"	8 1/8"
P 86A7/8X12	1"	13/16"	12"
P 86A1X8	1 3/16"	15/16"	8 3/8"

**PROTO**



**PUNCH  
SETS**

STOCK#	STYLE	PCS	PUNCHES
P 47A	DRIVE PIN (2 PIECE)	7 PC	3/64 - 15/64"
P 48007	DRIVE PIN (1 PIECE)	7 PC	1/16 - 1/4"
P 48005L	LONG DRIVE PIN (1 PIECE)	5 PC	5/32 - 5/16"
P 49007	ROLL PIN	7 PC	1/16 - 1/4"
P 96A	DRIFT	7 PC	3/32 - 3/8"

**HAND TOOLS**

**PUNCHES / CHISELS**



**CENTER  
PUNCHES**

**PROTO**

STOCK#	SHAFT SIZE	LENGTH
P 411/4	1/4"	4 1/4"
P 415/16	5/16"	4 5/8"
P 413/8	3/8"	4 7/8"
P 417/16	7/16"	5 1/4"
P 411/2	1/2"	5 5/8"
P 415/8	19/32"	6 1/4"



**PRICK  
PUNCHES**

**PROTO**

STOCK#	SHAFT SIZE	LENGTH
P 441/4	1/4"	4 3/4"
P 445/16	5/16"	5"
P 443/8	3/8"	5 1/4"



**BRASS PUNCH  
SET**

STOCK#	PUNCHES	LENGTH (IN.)
O 4602	5/8" HEX TAPERED TO 3/8"	8
	3/4" ROUND STRAIGHT	10
K 801	3/4" ROUND STRAIGHT	10



**INTERCHANGEABLE  
PUNCH & CHISEL SET**

STOCK#	CHISELS INCLUDED	PUNCHES INCLUDED
O 4605	5 FLAT (1/2 - 1") 1 CAPE (1/4")	2 TAPER (1/8, 1/4") 2 PIN (3/16, 1/4") 2 CENTER (1/8, 3/16")



**PROTO**

**SUPER DUTY  
COLD CHISELS**

STOCK#	TIP SIZE	SHAFT SIZE	LENGTH
P 86038	3/8"	3/8"	6"
P 86012	1/2"	1/2"	6 13/16"
P 86058	5/8"	5/8"	7 5/8"
P 86034	3/4"	3/4"	8 7/16"
P 86078	7/8"	7/8"	9 1/4"
P 86001	1"	15/16"	10 1/16"

**PROTO**



**CHISEL  
SETS**

STOCK#	PCS	CHISELS
P 86C	5 PC	5/16 - 5/8"
P 86B	7 PC	5/16 - 7/8"
P 86000 *	5 PC	3/8 - 7/8"

\* - SUPER-DUTY DESIGN