

TOOL DISPLAYS

PLIERS & SCREWDRIVERS

CHAN NEL LOCK



PLIER & WRENCH COMBINATION WALL HANGING DISPLAY

STOCK#	DESCRIPTION
G PTD-1	47 PCS OF 10 DIFFERENT MOST POPULAR PLIERS & ADJUSTABLE WRENCHES



CHAN NEL LOCK

ADJUSTABLE JAW WRENCH WALL HANGING DISPLAY

STOCK#	DESCRIPTION
G PTD-3	20 PCS OF 4 DIFFERENT MOST POPULAR ADJUSTABLE WRENCHES




CHAN NEL LOCK

TONGUE & GROOVE PLIER WALL HANGING DISPLAY

STOCK#	DESCRIPTION
G PTD-2	22 PCS OF 5 DIFFERENT MOST POPULAR TONGUE & GROOVE PLIERS


CHAN NEL LOCK



NUT DRIVER WALL HANGING DISPLAY

STOCK#	DESCRIPTION
G PTD-EZ2	40 PCS OF 8 DIFFERENT MOST POPULAR NUTDRIVER INDIVIDUALS & SET (INCH)
G PTD-EZ3	45 PCS OF 9 DIFFERENT MOST POPULAR NUTDRIVER INDIVIDUALS & SET (METRIC)


CHAN NEL LOCK



SCREWDRIVER WALL HANGING DISPLAY

STOCK#	DESCRIPTION
G PTD-EZ1	50 PCS OF 10 DIFFERENT MOST POPULAR SCREWDRIVER INDIVIDUALS & SET

WISE-GRIP



WISE-GRIP LOCKING PLIERS WALL HANGING DISPLAY

STOCK#	DESCRIPTION
V 001AT	12 PCS OF MOST POPULAR LOCKING PLIERS

Prosnip



PROSNIP WALL HANGING DISPLAY

STOCK#	DESCRIPTION
V 200AT	4 PCS OF MOST POPULAR METAL SNIPS

WISE-GRIP



WISE-GRIP LOCKING CLAMPS WALL HANGING DISPLAY

STOCK#	DESCRIPTION
V 004AT	10 PCS OF MOST POPULAR LOCKING CLAMP PLIERS

FRACTION / DECIMAL / METRIC CONVERSION CHART						
Fraction	Decimal	Millimeter		Fraction	Decimal	Millimeter
1/64	.015625	.397		33/64	.515625	13.097
1/32	.03125	.794		17/32	.53125	13.494
	.039	1		35/64	.546875	13.891
3/64	.046875	1.191			.5512	14
1/16	.0625	1.587		9/16	.5625	14.288
5/64	.078125	1.984		37/64	.578125	14.684
	.0787	2			.5906	15
3/32	.09375	2.381		19/32	.59375	15.081
7/64	.109375	2.778		39/64	.609375	15.478
	.1181	3		5/8	.625	15.875
1/8	.125	3.175			.6299	16
9/64	.140625	3.572		41/64	.640625	16.272
5/32	.15625	3.969		21/32	.65625	16.669
	.1575	4			.6693	17
11/64	.171875	4.366		43/64	.671875	17.066
3/16	.1875	4.763		11/16	.6875	17.463
	.1969	5		45/64	.703125	17.859
13/64	.203125	5.159			.7087	18
7/32	.21875	5.556		23/32	.71875	18.256
15/64	.234375	5.953		47/64	.734375	18.653
	.2362	6			.748	19
1/4	.25	6.350		3/4	.75	19.053
17/64	.265625	6.747		49/64	.765625	19.447
	.2756	7		25/32	.78125	19.844
9/32	.28125	7.144			.7874	20
19/64	.296875	7.541		51/64	.796875	20.241
5/16	.3125	7.938		13/16	.8125	20.638
	.315	8			.8268	21
29/64	.328125	8.334		53/64	.828125	21.034
11/32	.34375	8.731		27/32	.84375	21.431
	.3543	9		55/64	.859375	21.828
23/64	.359375	9.128			.8861	22
3/8	.375	9.525		7/8	.875	22.225
25/64	.390625	9.922		57/64	.890625	22.622
	.3937	10			.9055	23
13/32	.40625	10.319		29/32	.90625	23.019
27/64	.421875	10.716		59/64	.921875	23.416
	.4331	11		15/16	.9375	23.813
7/16	.4375	11.113			.9449	24
29/64	.453125	11.509		61/64	.953125	24.209
15/32	.46875	11.906		31/32	.96875	24.606
	.4724	12			.9843	25
31/64	.484375	12.303		63/64	.984375	25.003
1/2	.50	12.700		1	1.0	25.4
	.5118	13				

VOLUME CHART		
1 Pint	=	28.88 Cubic Inches
1 Quart	=	57.75 Cubic Inches
1/2 Gal	=	115.50 Cubic Inches
1 Gal	=	231.00 Cubic Inches
1 1/2 Gal	=	346.50 Cubic Inches
2 Gal	=	462.00 Cubic Inches
2 1/2 Gal	=	577.50 Cubic Inches
5 Gal	=	1115.00 Cubic Inches
10 Gal	=	2230.00 Cubic Inches